

POLYLEVEL® RIGS BY SUPPORTWORKS

STANDARD EQUIPMENT

- ✓ Product Support
- ✓ New Kubota Diesel Generator
- ✓ Graco A-25 Single-Hose Proportioner
- ✓ 210' of Heated Hose
- ✓ Insulated Walls and Ceiling
- ✓ Safety Equipment
- ✓ White Laminated Wall Board
- ✓ Tool Box (except van)
- ✓ Shorepower
- ✓ 2-GX-7 Gun w/ Replacement Parts & Tools
- ✓ PolyLevel Starter Kit*

OPTIONS INCLUDE

- ✓ Dual-Hose Capability
- ✓ Extended Workbench with Vice and Grinder
- ✓ White Laminated Ceiling
- ✓ Replacement Component Parts
- ✓ Space for Custom Shelving
- ✓ Additional Proportioner Choices
- ✓ Job Installation Tool Package
- ✓ Permanent PolyLevel Tanks
- ✓ HVAC Unit
- ✓ Delivery to Your Dealership
- ✓ Kits for Ongoing Maintenance



Free expert training
included at time of pick-up



Dual-hose option for maximum
efficiency (truck only)



Custom-designed wrap
or decal (artwork only)

800.281.8545 | store.supportworks.com

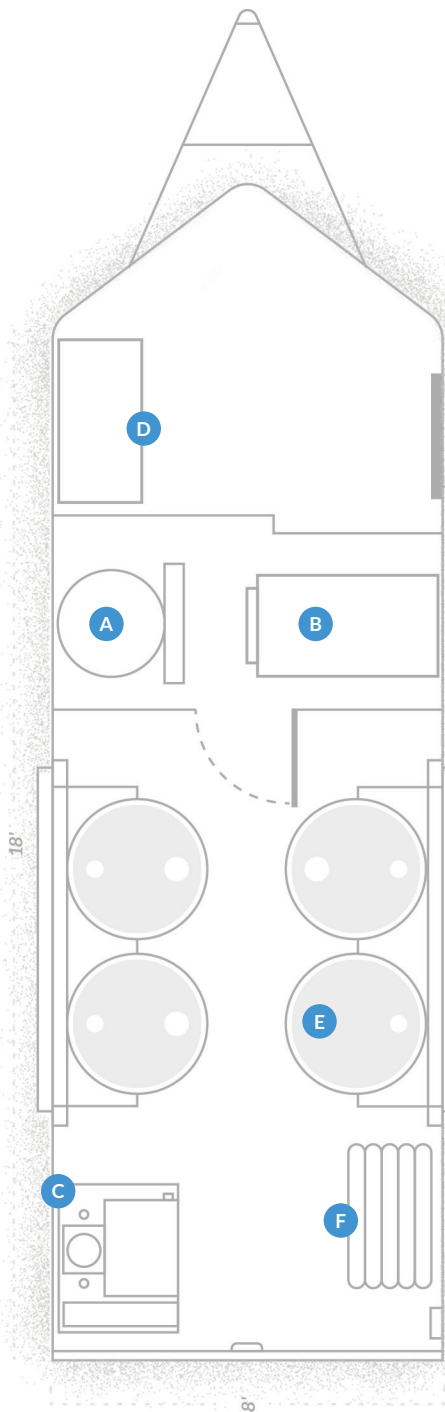
*Injection Ports, 2 Slab Jackers, PolyLevel Clamps, Desiccant Filters,
Gun Cleaner, Line Flush Port Puller, Whip Extensions



Supportworks.

RIGS BUILT RIGHT

18'x8' SINGLE-HOSE
TRAILER DESIGN

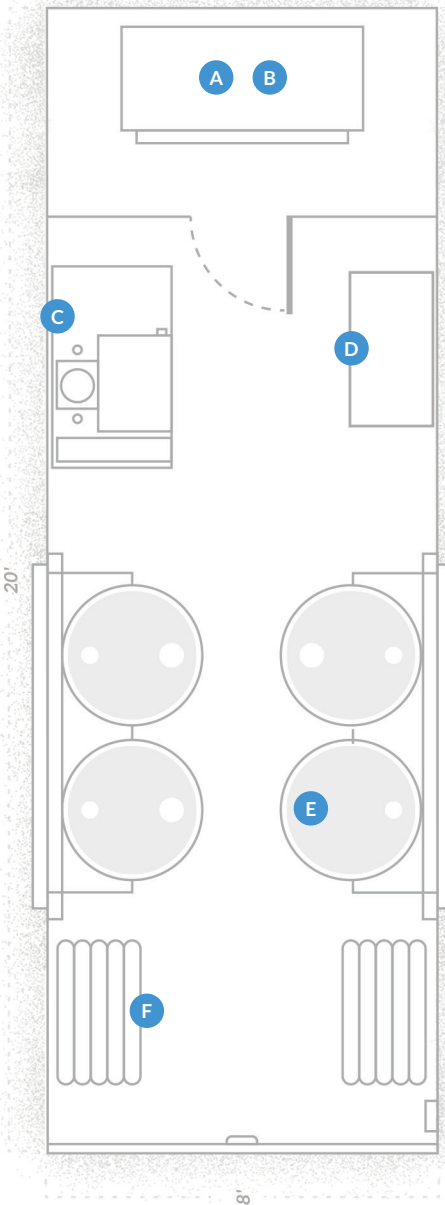


CHOOSE YOUR
CONFIGURATION

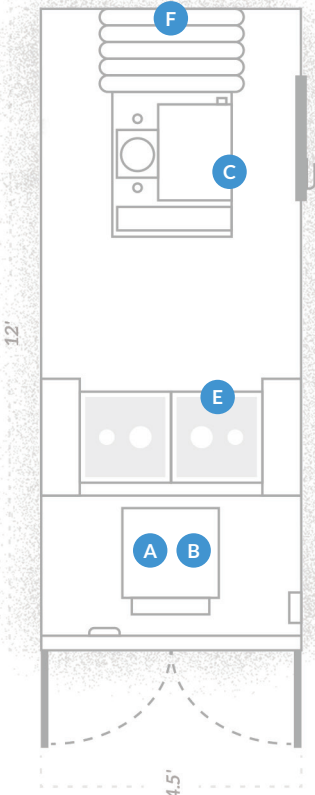
FEATURES

- | | |
|----------------------------|----------------------|
| A
Air Compressor | D
Toolbox |
| B
Generator | E
Material |
| C
Proportioner | F
Hose |

20'x8' DUAL-HOSE
TRUCK DESIGN



12'x4.5' SINGLE-HOSE
VAN DESIGN



CALL YOUR DEALER SUPPORT TEAM TO GET STARTED